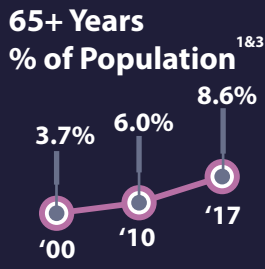
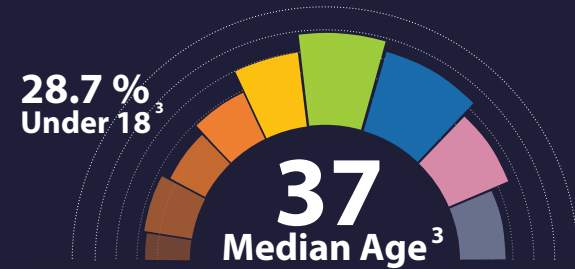


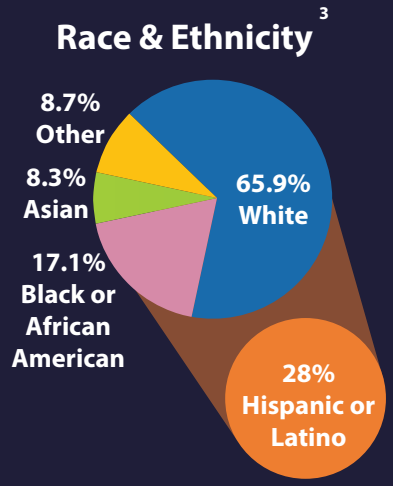
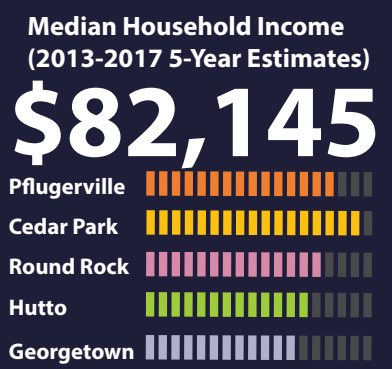
- % of Persons Age 25+³**
- 10.6% Graduate or Professional Degree
 - 36.5% Bachelor's Degree or higher
 - 46.6% Associate's Degree or higher
 - 92.5% High School Graduate or higher




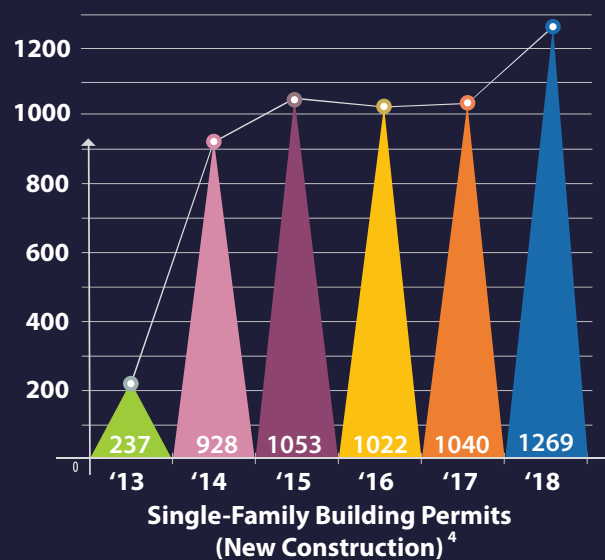
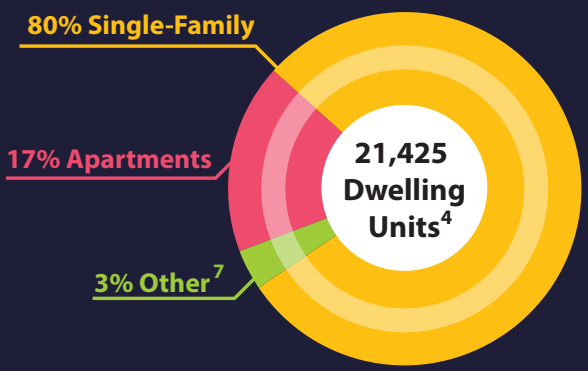
5% Estimated Population Growth Rate⁴



\$234,300 Median Home Value²



67,238 Total Population Est.⁴
(Estimate for end of 2018)



Completed

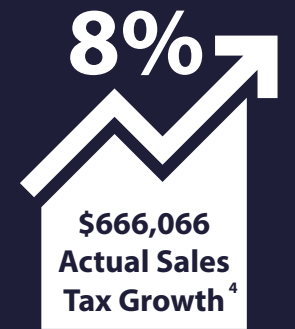
- 2018 CDBG Pavement Rehabilitation Program
- East Pflugerville Parkway & SH 130 Intersection
- East Pflugerville Parkway Roadway Improvements
- Railroad Avenue 2018 Pavement Rehabilitation
- Heatherwilde Elevated Storage Tank
- Stone Hill Park
- 1849 Park Phase 1 B



Under Construction

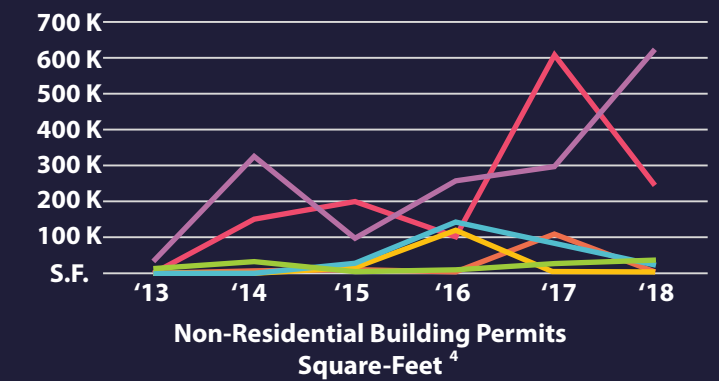
- Heatherwilde & Windermere Subdivision Streets
- Weiss Lane Roadway Improvements

Anticipated Completion By Summer 2019



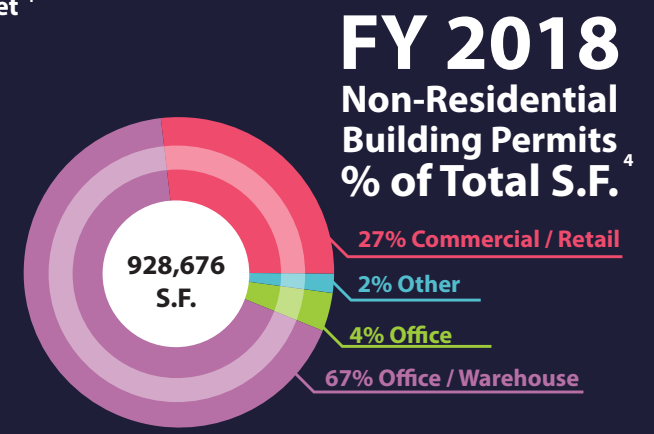
\$4.9 Billion Total Ad Valorem Tax Value⁴

12% Increase Ad Valorem Tax Value^{4&6}



Anticipated # of Jobs⁴

- Baylor Scott & White - 125
- MW Builders - 37
- Living Spaces - 100
- Costco - 200



1. U.S. Census
2. U.S. Census, American Community Survey 2017, 1-Year Estimates
3. U.S. Census, American Community Survey 2013-2017, 5-Year Estimates
4. City of Pflugerville
5. Bureau of Labor Statistics
6. Ad Valorem Tax Value = Taxable Appraised Value of Real and Personal Property
7. Other housing types includes condominium, duplex, triplex, four-plex, and manufactured housing